ALPHA GLOBAL (An ISO 9001:2015 Company)
A-701, FAIRDEAL HOUSE, SWASTIK CROSS ROAD,
NAVRANGPURA, AHMEDABAD-380009, India.
Contact Nos.: +91-9825020695, 8320946269, 9106056969
Email: sales@alphaglobalind.com, alpha_abad@yahoo.co.in
website: www.alphaglobalind.com

FIG OIL PUMP

High Pressure Gear Pump

PUMP MODEL		SUC. & DEL.	CAP. IN LPH AT 1440 RPM	PRESSURE k/g Cm²	RECOMMENDED HP. 3 k/gCm² 30kg/Cm²	
FIG-S05	FIG-S05BT	3/8"	50	0 - 30	0.25	1.00
FIG-S08	FIG-S08BT	3/8"	80	0 - 30	0.25	1.00
FIG-S15	FIG-S15BT	1/2"	150	0 - 30	0.25	1.50
FIG-S30	FIG-S30BT	1/2"	300	0 - 30	0.25	1.50
FIG-S45	FIG-S45BT	1/2"	450	0 - 30	0.25	2.00
FIG-S60	FIG-S60BT	1/2"	600	0 - 30	0.25	2.00
FIG-S100	FIG-S100BT	3/4"	1000	0 - 30	0.75	3.00
FIG-S150	FIG-S150BT	3/4"	1500	0 - 30	0.75	3.00
FIG-S200	FIG-S200BT	3/4"	2000	0 - 30	0.75	5.00
FIG-S250	FIG-S250BT	3/4"	2500	0 - 30	0.75	5.00
FIG-S300	-	1"	3000	0 - 30	1.50	7.50
FIG-S450	-	1"	4500	0 - 30	1.50	10.00
FIG-S600	-	1"	6000	0 - 30	1.50	15.00

- Normal flow at 1440 r.p.m. or 2880 r.p.m. with oil viscosity 32 Cst. At 37.5C at normal working temperature and 10 kg/cm pressure.
- Min.viscosity 5 cst.
- Max. viscosity 450 cst.
- Max liquid temperature 200c.
- Capacity/range. 50/6000 LPH.max pressure 30kg/cm.
- The pressure and flow indications are to be considered as basic value. They change with different pipe diameter,length or oil viscosity.
- Direction of rotation clockwise=R,anti-clockwise=L looking from shaft end.

ADVANTAGES:

- Pump barrel made of hydraulic cast-iron.
- Gear made of hing quality steel.
- Self inducing.
- With internal bypass.
- Pressure regulator,progressively adjustable.
- Simple attachment with a flange.
- Tight shaft-seal.
- Turning directionto the right or left 1440 or 2880 r.p.m.
- Different mounting position with shaft horizontally or vertically with seal at the bottom.
- Vacuum, pressure and control connections easy to reach.

USES(Applications):

- Oil burner, hydraulic drive and pressure-pump.
- Pressure and transfer pump.
- Booster pump for diesel locomotion.
- Pump for force feed lubrication.
- Eventually with separate pressure regulating valves.
- For gas oil,medium,heavy and vary heavy oil.
- Filter pumping.
- Pump for PHF units.
- Pump for motor-pump group with flange and coupling parts.

•F01.... Pump With Pressure Relifef Valve & Internal By-pass

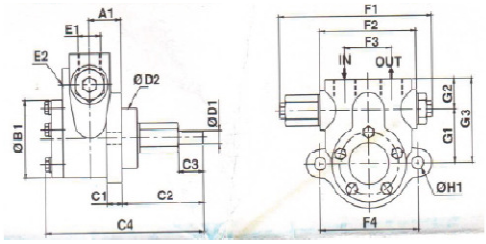

•F02.... Pump without pressure Relief Valve

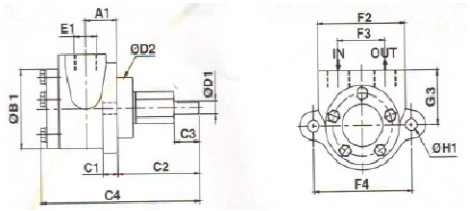

•F03.... Pump with pressure Relief Valve & External By-pass

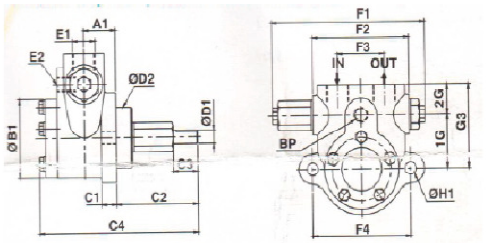

•F01.... Pump With Pressure Relifef Valve & External top By-pass

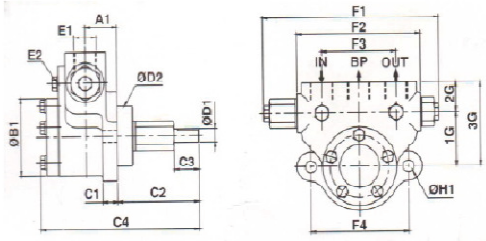

- PumpFor lubrication oil and hydraulic oil.
- Pump suitable for LDO,FO,HSD &LSHS

Note: as improvement are made from time to time the specification in this bulletin are subject to alteration without notice.

MODEl	CAP. IN LPH AT 1440 RPM		Ø B1	C1	C2	C3	C4	Ø D1	Ø D2	ØD3	BSP E1	BSP E2	F1	F2	F3	F4	G1	G2	G3	Qh1
FIGS-F01	50-80	20	51	14	76	20	132	12	54	80	3/8"	-	139	90	38	92	40	27	67	11
FIGA-F01	150-600	30	70	14	76	23	146	12	54	80	1/2"	-	143	90	44	92	48	27	75	11
FIGA-F01	150-600	30	70	14	76	23	146	12	54	80	1/2"	-	143	82	44	92	48	-	43	11
FIGA-F01	150-600	30	70	14	76	23	146	12	54	80	1/2"	1/4"	143	90	44	92	48	27	75	11
FIGB-F01	1000-2500	38	96	15	124	29	211	18	60	100	3/4"	-	162	118	67	120	55	35	90	13
FIGB-F01	1000-2500	38	96	15	124	29	211	18	60	100	3/4"	-	-	118	67	120	-	-	65	13
FIGB-F01	1000-2500	38	96	15	124	29	211	18	60	100	3/4"	3/8"	162	118	67	120	55	35	90	13
FIGA-BT	150-600	30	70	14	76	23	146	12	54	80	1/2"	1/4"	165	116	70	92	45	27	72	11
FIGB-BT	1000-2500	38	96	15	124	29	211	18	60	100	3/4"	3/8"	194	150	100	120	65	40	105	13
FIGC-F01	3000-6000	85	115	18	127	37	275	22	30	120	1"	-	211	150	80	150	80	40	120	15